


# VISUAL IDENTITY GUIDELINES: ROTARY'S PROGRAMS FOR YOUNG LEADERS



Aligning our visual guidelines to bring our programs for young leaders closer to Rotary.

# Logos Interact

Interact is a club for youth ages 12-18 sponsored by Rotary clubs that promotes leadership and service.

The Interact signature consists of the Interact wordmark (Interact name above Rotary endorsement line) + Rotary endorsement line + the Mark of Excellence (Rotary wheel) in Sky Blue.

Always use the Rotary endorsement line to link the Interact identity back to Rotary.

### Sky Blue - color formulas:

PMS 2202C  
C96 M0 Y6 K0  
PMS 2202U  
C94 M0 Y6 K0  
Hex #01b4e7  
R1 G180 B231

What logo format do I use for:

Print	.eps	spot or cmyk
Embroidery	.eps	spot or cmyk
Silkscreen	.eps	spot or cmyk
Word Doc (Print)	.png	rgb
PowerPoint	.png	rgb
Digital:		
Web/Email	.png	rgb
Tablet/Mobile		

Interact Signature



Full Color

Positive (for light or white backgrounds)



Interact Simplified Signature



One Color

100% white (reversed)



100% black



# Signature System Interact

The signature system allows you to identify your school or club name on all your communications materials. In the coming months, we'll provide a tool for every club to create its own signature. Rotary licensees will also be able to feature these signatures on merchandise.

The preferred configuration is Interact signature followed by [School Name] or [Club Name].

We've provided an alternative to cover variations of club names.

The positioning and size relationship between the Interact wordmark + Rotary endorsement line + the wheel are fixed and should not be altered.

## INTERACT CLUBS

Preferred




Acceptable alternates



0.25" / 6.4mm

0.16" / 4.0mm

0.20" / 5.0mm



Copy above or below:  
Frutiger LT STD 45 Light, 12pt,  
Rotary Sky Blue  
right aligned to Interact wordmark



Examples



# Logos

## Rotaract

Rotaract is a Rotary club partner for young leaders ages 18-30 that promotes leadership and service.

The Rotaract signature consists of the Rotaract wordmark (Rotaract name above Rotary endorsement line) + Rotary endorsement line + the Mark of Excellence (Rotary wheel) in Cranberry.

Always use the Rotary endorsement line to link the Rotaract identity back to Rotary.

### Cranberry - color formulas:

PMS 214C  
CO M100 Y22 K0  
Rubine RedU  
CO M100 Y22 K0  
Hex #d91b5c  
R217 G27 B92

What logo format do I use for:

Print	.eps	spot or cmyk
Embroidery	.eps	spot or cmyk
Silkscreen	.eps	spot or cmyk
Word Doc (Print)	.png	rgb
PowerPoint	.png	rgb
Digital:		
Web/Email	.png	rgb
Tablet/Mobile		

Rotaract Signature



Rotaract Simplified Signature



Full Color

Positive (for light or white backgrounds)



One Color

100% white (reversed)



100% black



# Signature System

## Rotaract

The signature system allows you to identify your club or university name on all your communications materials. In the coming months, we'll provide a tool for every club to create its own signature. Rotary licensees will also be able to feature these signatures on merchandise.

The preferred configuration is Rotaract signature followed by [Club Name] or [University Name].

We've provided an alternative to cover variations of club names.


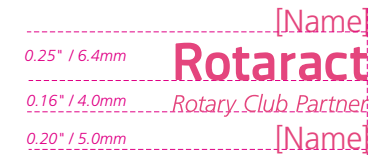
The positioning and size relationship between the Rotaract wordmark + Rotary endorsement line + the wheel are fixed and should not be altered.

### ROTARACT CLUBS

Preferred



Acceptable alternates



Copy above or below:  
Frutiger LT STD 45 Light, 12pt,  
Rotary Cranberry  
right aligned to Rotaract wordmark



Examples



# Logos

## Clear Space and Minimum Sizes for Print

### LOGO

### MINIMUM SIZE FOR PRINT

#### Interact signature

Minimum size is  
13 mm / 0.5"

No restriction  
on maximum height



#### Rotaract signature

Minimum size is  
13 mm / 0.5"

No restriction  
on maximum height



What logo format do I use for:

Print	.eps	spot or cmyk
Embroidery	.eps	spot or cmyk
Silkscreen	.eps	spot or cmyk
Word Doc (Print)	.png	rgb
PowerPoint	.png	rgb
Digital:		
Web/Email	.png	rgb
Tablet/Mobile		









### CLEAR SPACE



Clear space — that is, the space surrounding the logo — is equal to the height of the capital "I" for Interact and "R" for Rotaract in the wordmark.

# Logos

## Clear Space and Minimum Sizes for Digital

LOGO	MINIMUM SIZE FOR DESKTOP/LAPTOP	MINIMUM SIZE FOR MOBILE/TABLET
<p><b>Interact signature</b></p> <p>Minimum size is 60px</p> <p>No restriction on maximum height</p>		
<p><b>Rotaract signature</b></p> <p>Minimum size is 60px</p> <p>No restriction on maximum height</p>		
<p><b>Simplified signature</b></p> <p>For digital small use and confined spaces</p> <p>Maximum height is under 60px for desktop/laptop 80px for mobile/tablet</p> <p>Minimum size is 30px for desktop/laptop 40px for mobile/tablet</p>	 	 

### CLEAR SPACE



Clear space for logos is equal to the height of the lowercase "c" in the Interact and Rotaract wordmarks.



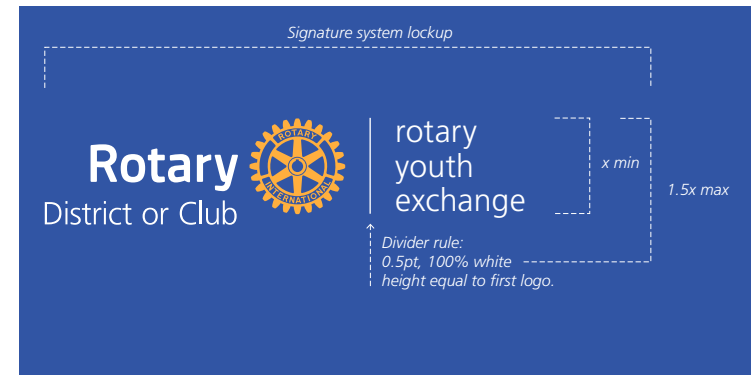
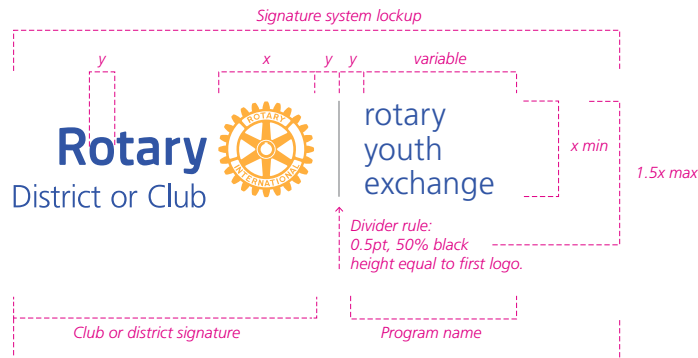
# Signature System

## Rotary Youth Exchange

Lockups may be used in smaller applications, such as digital, confined spaces, or embroidery, to show a relationship between Rotary and Youth Exchange. This consists of the district or club signature in conjunction with the program text, which can be styled in any of our official fonts.

For more details, see our complete guidelines in the Brand Center at [rotary.org/brandcenter](http://rotary.org/brandcenter).

Rotary Youth Exchange — Signature system lockups



Examples



Use the simplified Rotary club or district signature when creating embroidery.

# Signature System

## Rotary Youth Exchange

You can create a unique look for your club, district, or multidistrict Rotary Youth Exchange program. This consists of the club or district signature along with a graphic or text treatment as seen in the examples to the right.

In applications such as T-shirts, pins, brochures, and other promotional materials, the graphic or text treatment of the program name should be big and bold and close to the district or club signature.

Create your club or district signature in the Brand Center at [rotary.org/brandcenter](http://rotary.org/brandcenter).

Rotary Youth Exchange district/club use examples




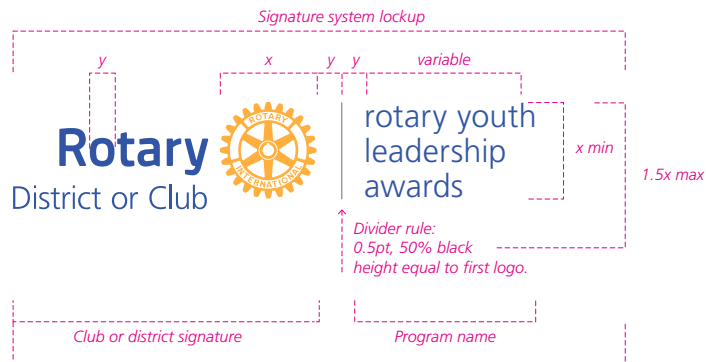
# Signature System

## Rotary Youth Leadership Awards (RYLA)

Lockups may be used in smaller applications, such as digital, confined spaces, or embroidery, to show a relationship between Rotary and RYLA. This consists of the district or club signature in conjunction with the program text, which can be styled in any of our official fonts.

For more details, see our complete guidelines in the Brand Center at [rotary.org/brandcenter](http://rotary.org/brandcenter).

Rotary Youth Leadership Awards — Signature system lockups



### Examples

Rotary District 6860  rotary youth leadership awards

*Rotary district signature* *Frutiger font*

Rotary District 6860  rotary youth leadership awards

*Rotary district signature* *Sentinel font*

Rotary District 6860  rotary youth leadership awards

*Rotary district signature* *Arial Narrow font*

Rotary District 6860  rotary youth leadership awards

*Rotary district signature* *Georgia font*

Rotary District 6860  RYLA

*Simplified Rotary district signature* *Frutiger font*

Rotary District 6860  RYLA

*Simplified Rotary district signature* *Sentinel font*

Use the simplified Rotary club or district signature when creating embroidery.

# Signature System

## Rotary Youth Leadership Awards (RYLA)

You can create a unique look for your club or district RYLA program. This consists of the club or district signature along with a graphic or text treatment as seen in the examples to the right. Both the full name of the program (Rotary Youth Leadership Awards) and the acronym (RYLA) are acceptable for use in graphics and text treatments.

In applications such as T-shirts, pins, brochures, and other promotional materials, the graphic or text treatment of the program name should be big and bold and close to the district or club signature.

Create your club or district signature in the Brand Center at [rotary.org/brandcenter](http://rotary.org/brandcenter).

RYLA - Rotary Youth Leadership Awards district/club use examples



# CONTACT INFORMATION

## **Inquiries**

For general questions or questions about purchasing/downloading Pantone™ color swatches or recommended typefaces:

[graphics@rotary.org](mailto:graphics@rotary.org)

## **Licensing inquiries**

For manufacturers/distributors interested in selling or distributing Rotary emblem merchandise and Rotary clubs wishing to sell Rotary emblem merchandise for fundraising purposes:

[rilicensingservices@rotary.org](mailto:rilicensingservices@rotary.org)